

vtech®

User's Manual



Disney

MINNIE



THE LEARNING TABLET

InnoTAB®

VTech understands that a child's needs and abilities change as they grow and with that in mind we develop our toys to teach and entertain at just the right level...

vtech Baby

Toys that will stimulate their interest in different textures, sounds and colours

I am...

...responding to colours, sounds and textures

...understanding cause and effect

...learning to touch, reach, grasp, sit-up, crawl and toddle

Birth-36 months



Pre-School

Interactive toys to develop their imagination and encourage language development

I want...

...to get ready for school by starting to learn the alphabet and counting

...my learning to be as fun, easy and exciting as can be

...to show my creativity with drawing and music so my whole brain develops

3-6 years



Electronic Learning Computers

Cool, aspirational and inspiring computers for curriculum related learning

I need...

...challenging activities that can keep pace with my growing mind

...intelligent technology that adapts to my level of learning

...National Curriculum based content to support what I'm learning at school

4-10 years



To learn more about this and other VTech® products, visit www.vtechuk.com

Dear Parent,

At VTech®, we know how much you enjoy staying on top of the hottest trends and having the most high-tech gadgets around. We also know that your children feel the same way. With that in mind, we developed InnoTab®, our first multi-function tablet just for children that brings all the magic of Mum's and Dad's tablets into a fun-filled learning experience that fits their active lifestyles.

InnoTab® is the next generation of learning toy for children aged 4-9 that has a rich library of cartridge software with interactive animated e-books, learning games, creative activities along with a wide variety of additional apps to download. It features a 5" colour LCD touch screen, a G-sensor for game control, as well as a USB port for downloads, SD card slot for memory expansion and a headphone jack, all housed in a stylish, durable and compact design for easy portability.

When playing with InnoTab®, children can look, listen, touch, and tilt their way through activities to discover a world of fun whenever they want and wherever they go. Through interactive play, your child will develop skills in reading, maths, social studies, science, music, creativity, and more—which we know is important to you.

At VTech®, we are dedicated to helping your children uncover their talents. We thank you for your trust in our products that encourage active minds through imaginative play.

Sincerely,

Your friends at VTech®

INTRODUCTION

It's bow time! Read about an exciting day at Minnie's Bow-tique in the e-book, or play one of three fun learning games with Minnie and Daisy. You can also make your own creations! Create a bow with Minnie, or help Millie and Melody set up a fun fashion show.

INCLUDED IN THIS PACKAGE

1 InnoTab® cartridge – Disney Minnie

1 InnoTab® cartridge user's manual

WARNING: All packing materials, such as tape, plastic sheets, packaging locks and tags are not part of this toy, and should be discarded for your child's safety.

Note: Please keep the user's manual as it contains important information.

GETTING STARTED

STEP 1: Insert the InnoTab® Cartridge

Make sure the unit is turned off. Insert the InnoTab® cartridge firmly down into the cartridge slot located on the back of the unit and push until it clicks into place as shown in the below image.




STEP 2: Select the Cartridge Icon

Touch the cartridge icon on the **InnoTab®** desktop.

Note: Your **InnoTab®** desktop may look slightly different from the image at right, depending on which version of **InnoTab®** you own.

Cartridge icon →



STEP 3: Choose How You Want to Play

There are three categories of play: Reading, Learning Games and Creativity. Touch an icon to choose.

Reading: Read or listen to the e-book while watching the animations.

Learning Games: Play three games that focus on specific learning skills.

Creativity: Create something new with the interactive creativity activities.

Note: If your version of **InnoTab®** has a built-in camera, a camera activity will appear in the cartridge menu as a third Creativity activity. If your version of **InnoTab®** does not have a built-in camera, this activity will not be available.



THE HARD KEYS



HOME

Exit the current activity and return to the **InnoTab®** desktop.



HELP BUTTON

Replay instructions, or ask for a hint.

SETTINGS

Music On/Off

To turn the background music on or off, touch the **Music On/Off** icon on the cartridge menu.



Note: If your version of **InnoTab**® has a built-in camera, a camera activity will appear in the cartridge menu as a third Creativity activity. If your version of **InnoTab**® does not have a built-in camera, this activity will not be available.

Levels

For the games that provide two levels of play, a level selection menu will appear before the game starts. Touch Easy or Difficult to choose.



ACTIVITIES

Reading

Index Page

After touching the e-book icon, you will see an index page. You can start the story from the beginning or choose any page to start reading.

If you want to learn more about playing with the e-book, touch **How to Play**. You can also switch the e-book's vocabulary word highlights on or off by touching the **Vocabulary Highlight On/Off** icon.






Story Page

In each story page, touch anywhere on the screen to stop the story narration and enter **Free Play**. When the story narration has finished, you will enter **Free Play** mode automatically.

In **Free Play**, you can touch the words one by one to read the story at your own pace, touch highlighted vocabulary words to hear their definitions, or touch images in the art to see animations and hear fun voices and sounds. If you don't touch the screen for a while, the story narration will continue automatically to the next page.

Click the screen left or right to play the previous or next page.

To listen to the story narration again, touch the **Replay** icon  on the screen. To go back to the index page, touch the **Index** icon  on the screen.



Learning Games

Bow Showers

Figaro is pouncing around the Bow-tique and all the bows fly off the shelves. Help Minnie and Daisy catch the bows. Then, help Minnie put the bows back on the correct shelves.



Curriculum: Patterns / Observation / Sorting

Bows Aglow

It's party time! Minnie and Daisy are painting Glow Bows to decorate the Bow-tique. Listen to the colours that Daisy wants, and then help Minnie paint them. Then, help Minnie hang the Glow Bows in the correct spots.



Curriculum: Colours and Colour Mixing / Memory / Basic Maths

Fix the Fashions

It's almost time for the Pet-tastic Furball Fashion Show. Help Minnie collect the balloons. Then, use the balloons to make new outfits for all the pets!



Curriculum: Counting Numbers / Shapes

Creativity

Make a Bow

Help Minnie design a beautiful bow by adding colours and gems.

Curriculum: Creativity



The Bow Show

Millie and Melody want to put on a Bow Show. Help them decorate and choose the bows. Then, take snapshots while they walk down the runway.

Curriculum: Creativity



Photo Fun

Take photos with your favourite characters or scenes.

Curriculum: Creativity

Note: If your version of **InnoTab®** has a built-in camera, a camera activity will appear in the cartridge menu as a third Creativity activity. If your version of **InnoTab®** does not have a built-in camera, this activity will not be available.



ONLINE FEATURES

Register online to keep track of your child's learning journey with personalised recommendations. You can also connect to our **Learning Lodge™** to download great apps, games, e-books and more!

If you have not already installed the **InnoTab®** version of the **Learning Lodge™** software on your computer, go to www.vtechuk.com/download to download and install it.

CARE & MAINTENANCE

1. Keep the **InnoTab®** cartridge clean by wiping it with a slightly damp cloth. Never use solvents or abrasives.
2. Keep it out of direct sunlight and away from direct sources of heat.
3. Avoid dropping it. **NEVER** try to dismantle it.
4. Always keep the **InnoTab®** cartridge away from water.

WARNING

A very small percentage of the public, due to an existing condition, may experience epileptic seizures or momentary loss of consciousness when viewing certain types of flashing colours or patterns. While **InnoTab® The Learning Tablet** does not contribute to any additional risks, we do recommend that parents supervise their children while they play video games. If your child experiences dizziness, altered vision, disorientation, or convulsions, discontinue use immediately and consult your doctor. Please note that focusing on an LCD screen at close range and handling touch screen or g.sensor controls for a prolonged period of time may cause fatigue or discomfort. We recommend that children take a 15-minute break for every hour of play.

TROUBLESHOOTING

Please note that if you try to insert or remove an **InnoTab®** cartridge without first turning the unit **OFF**, you may experience a malfunction. If this happens, and the unit does not respond to pressing the **ON/OFF** buttons, disconnect the AC adaptor from the main unit or remove the batteries. Then, reconnect the adaptor, or reinstall the batteries.

TECHNICAL SUPPORT

If you have a problem that cannot be solved by using this manual, we encourage you to visit us online or contact our Consumer Services Department with any problems and/or suggestions that you might have. A support representative will be happy to assist you.

Before requesting support, please be ready to provide or include the information below:

- The name of your product or model number (the model number is typically located on the back or bottom of your product).
- The actual problem you are experiencing.
- The actions you took right before the problem started.

Internet: www.vtechuk.com

Phone: 01235 546810 (from UK), or +44 1235 546810 (outside UK)

COPYRIGHT NOTICES

© 2013 VTech. All Rights Reserved. **VTech**[®], the **VTech**[®] logo and **InnoTab**[®] are registered trademarks of VTech. **Learning Lodge**[™] is a trademark of VTech. All other trademarks are property of their respective owners.

IMPORTANT NOTE:

Creating and developing **InnoTab**[®] **The Learning Tablet** products is accompanied by a responsibility that we at **VTech**[®] take very seriously. We make every effort to ensure the accuracy of the information that forms the value of our products. However, errors sometimes can occur. It is important for you to know that we stand behind our products and encourage you to call our Consumer Services Department at 01235 546810 (from UK), or +44 1235 546810 (outside UK), with any problems and/or suggestions that you might have. A service representative will be happy to help you.

OTHER INFO

DISCLAIMER AND LIMITATION OF LIABILITY

VTech[®] Electronics Europe PLC. and its suppliers assume no responsibility for any damage or loss resulting from the use of this handbook. **VTech**[®] Electronics Europe PLC. and its suppliers assume no responsibility for any loss or claims by third parties that may arise through the use of this software. **VTech**[®] Electronics Europe PLC. and its suppliers assume no responsibility for any damage or loss caused by deletion of data as a result of malfunction, dead battery, or repairs. Be sure to make backup copies of important data on other media to protect against data loss.

COMPANY : **VTech**[®] Electronics Europe PLC.

ADDRESS : Napier Court, Abingdon Science Park, Abingdon, Oxon OX14 3YT.

TEL NO.: 01235 546810 (from UK), or +44 1235 546810 (outside UK)



PRODUCT WARRANTY



Thank you for choosing this quality product from VTech. We hope it will bring many hours of entertainment, imaginative play and learning.

1. The product detailed above is covered by a one year warranty from the date of purchase, against any defects in materials or workmanship.
2. The product may be returned to the place of purchase. Alternatively the product can be returned to VTech Electronics Europe plc (see address below), with proof of purchase, without proof of purchase no replacement will be provided.
3. VTech Electronics Europe plc will examine the product and if it is found to be defective due to faulty materials or workmanship, will replace the product at their discretion.
4. If the product covered by this warranty is damaged due to misuse, modification or unauthorised repair, or because of faulty batteries, battery discharge or incorrect electrical connections, then this warranty becomes void.
5. This warranty is personal to the original purchaser and is not transferable.
6. Breakages to the LCD screen are not covered by the warranty.
7. Returns to VTech Electronics Europe plc should include a cheque or postal order for £1.50 towards the cost of return postage and packaging.
8. Products returned to VTech Electronics Europe plc, should be addressed as follows and packed carefully to avoid damage in transit (Please do not include batteries or adaptor).
Please include details of the fault together with your name and address.

VTech Electronics Europe plc, c/o Tablogix Limited, 200 Milton Park, Abingdon, Oxon OX14 4TA

THIS WARRANTY IS OFFERED AS AN EXTRA BENEFIT AND DOES NOT AFFECT CONSUMERS' STATUTORY RIGHTS.

This warranty is valid for the UK and Eire only. For products purchased outside the UK and Eire, please contact your local distributor or place of purchase.

Join the VTech club online at www.vtechuk.com

